



Welcome to our Beaver Colony!

We're very excited to have you join us! We've put together this booklet for you so that you can learn all about being a Beaver Scout at **Beaver Colony**. We hope that you have lots of fun and make loads of new friends during your Scouting Adventure!

Yours in Scouting,

Beaver Scout Leaders

The Beaver Scout Membership Award

Before you can make your Beaver Scout Promise and wear your Group Necker there are a few things that you will need to do. Ask your Leader to sign each part as you complete it and when they are all signed you will be ready to make your promise.



		Date	Leader Sign
✓	Complete the 'My Beaver Scout Colony' sheet		
✓	Complete the 'My Scout Group' sheet		
✓	Attend your Beaver Scout Colony's meetings for at least 4 weeks		
✓	Know about the Worldwide Family of Scouting		
✓	Know the meaning of the different badges		
✓	Know how Scouts shake hands and why		
✓	Know how to make the Scout Sign and when to use it		
✓	Learn the Beaver Scout Promise and Scout Motto and understand what it means		
✓	Know about the Investiture Ceremony		

You are now ready to make your Beaver Scout Promise!

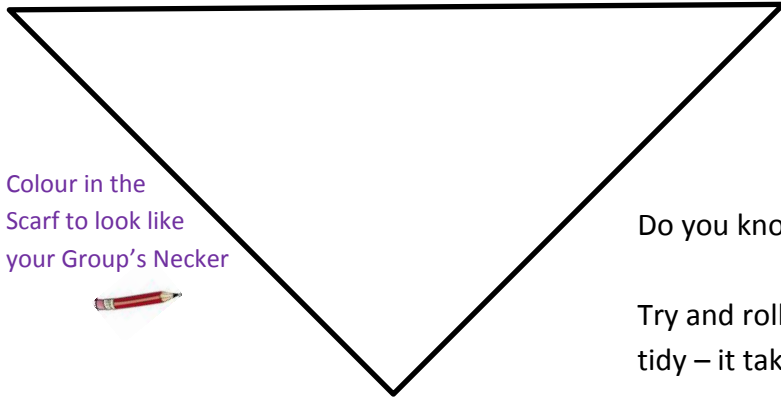
My Investiture Ceremony will be on

The Membership Award

My Scout Group



I belong to the _____ Scout Group



Colour in the Scarf to look like your Group's Necker

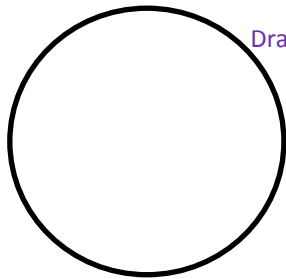


Each Scout Group in the District wears a different coloured Necker or Scarf.

Do you know why it's triangular?

Try and roll a Necker so that it looks neat and tidy – it takes lots of practise!

Every Scout around the world, wherever you go, will have the World Membership Badge.



Draw the World Membership Badge



You will be given your Necker and these badges when you have made your Beaver Scout Promise!


The Scout Group is part of a Scout District.

My District is called _____



The Scout District is part of a Scout County.

My County is called _____

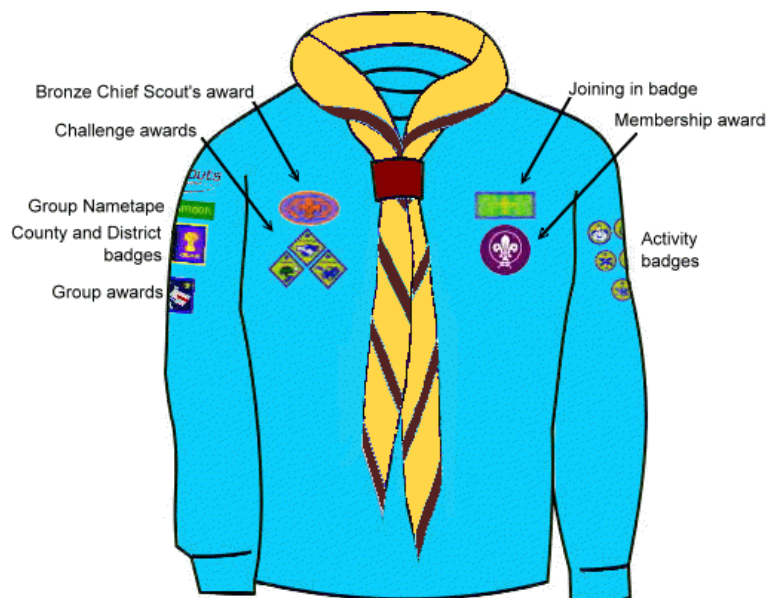


Draw the District and County Badges

My Uniform

The Beaver Uniform is a Blue Sweatshirt with our badges on it and our group Necker.

It is important to look after our Uniform!
It should always be clean and tidy.
Uniform should be worn with pride.
It shows our Scouting Identity.



The Membership Award

The Scout Handshake and Sign



Answer these Questions

Who started Scouts?

What hand do Scouts shake with?

Why do Scouts shake with that hand?

What does the Scouts handshake mean?

What hand do we make the Scout Sign with?

When do we use the Scout Sign?

Scouts shake hands with their left hand when greeting other Scouts. It is a sign of trust and friendship.

The founder of Scouting, Lord Baden-Powell (BP) met warriors in Africa a long time ago. Lord Baden-Powell saluted them with his right hand but the African Chief offered his left hand and said;

“In our land only the bravest shake hands with the left hand, because to do so we must drop our shields and our protection”

By dropping their shields to shake hands it showed that they trusted the other person and wanted to be friends.

The Scout Sign (or Salute) is made with the right hand. It symbolises the 3 points of the Scout Movement and Scout Promise (Self, Others and God).



The Beaver Scout Promise

You will make the Beaver Scout Promise at the Investiture Ceremony. While we say the promise, we make the Scout Sign with our right hands.

I Promise

When we promise something, we are telling people that we really mean what we say. But what do we mean?

To Do My Best

- Do your best at all the things you do, at School, in Sports, with your Hobbies and at Beavers!
- Do your best at everything!

To be Kind and Helpful

- Do what you can to help other people who need help
- Do not wait to be asked for help
- Share the good things that you have
- Be friendly towards other people

To Love God

- To care for the world around you
- To respect other people and their faiths
- To pray to your God in the way you have learnt

The Beaver Scout Promise

**I Promise to Do My Best
To be Kind and Helpful
And to Love God**

The Scout Motto

Be Prepared

You should **Be Prepared** to

- ✓ Have fun
- ✓ Help other people
- ✓ Make new friends
- ✓ To do your best